



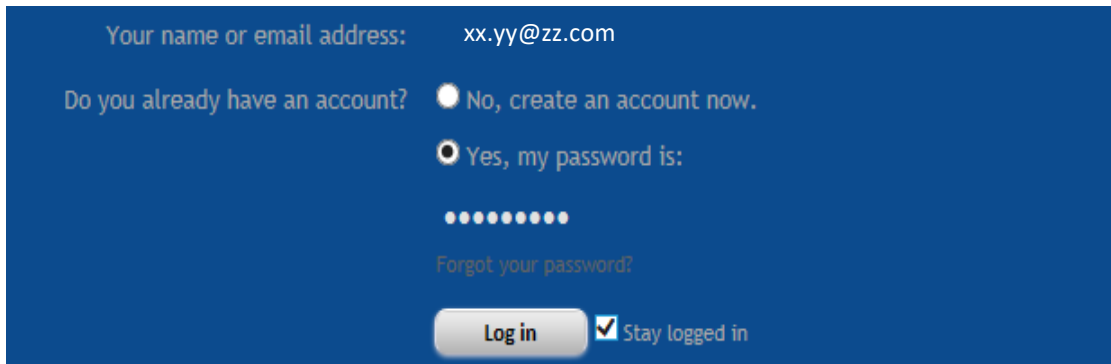
em microelectronic

A hand is shown reaching down towards a glowing, horizontal band of digital network lines. The lines are interconnected nodes forming a mesh, with a bright light emanating from the point where the index finger touches the network. The background is dark blue.

# EM Beacons / EMBC22

## Quick Start Helper

## Step 1: Sign-in [www.emdeveloper.com](http://www.emdeveloper.com)



The screenshot shows the login interface of the EM Developer website. It has a dark blue background. At the top, there is a text input field labeled "Your name or email address:" with the placeholder text "xx.yy@zz.com". Below this is a radio button selection for "Do you already have an account?". The first option is "No, create an account now." with an unselected radio button. The second option is "Yes, my password is:" with a selected radio button. Below the second option is a password input field represented by eight dots. There is a link "Forgot your password?" in a lighter blue color. At the bottom, there is a "Log in" button and a checkbox labeled "Stay logged in" which is checked.

In case you are not yet registered yet, create an EM developer Account! To Sign-up following link

<https://forums.emdeveloper.com/index.php?login/login>

---

## Step 2: Access to EMBC22 Resources

<https://forums.emdeveloper.com/index.php?resources/categories/embc22-embp01.16/>

Guides > EMBC22 Overview Slides General  
Product Presentation

<https://forums.emdeveloper.com/index.php?resources/em-beacon-family-overview-slides.96/>

### EMBC22 Downloads

Categories	
EMBC01 /02 Downloads	7
<b>EMBC22 Downloads</b>	<b>22</b>
Guides	3
Certifications	14
Applications	3
Patches	1
EMBE01 Enterprise Downloads	2

*Note: the account validation might take 1 or 2 days so better signing-up ahead of time*

## Step 3: Download and install tools

Required Material: Windows PC & Android Smartphone with USB cable to connect the Android Smartphone to the Windows PC

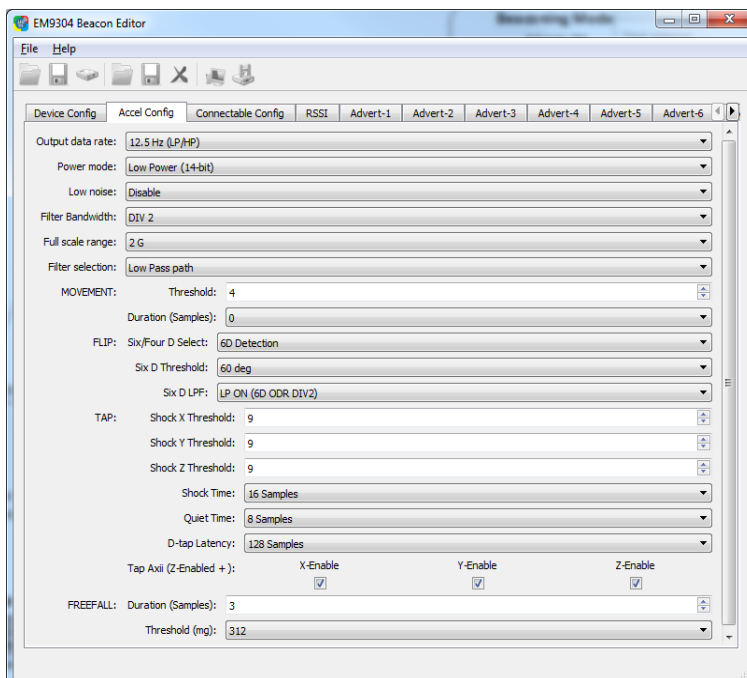
1. Download & install on your Windows PC Beacon Editor desktop Application

<https://forums.emdeveloper.com/index.php?resources/simplebeacon-editor-for-embc22.162/>

2. Download & install on your Android smartphone EM9304 FOTA Application

<https://forums.emdeveloper.com/index.php?resources/em-fota-apk.94/>

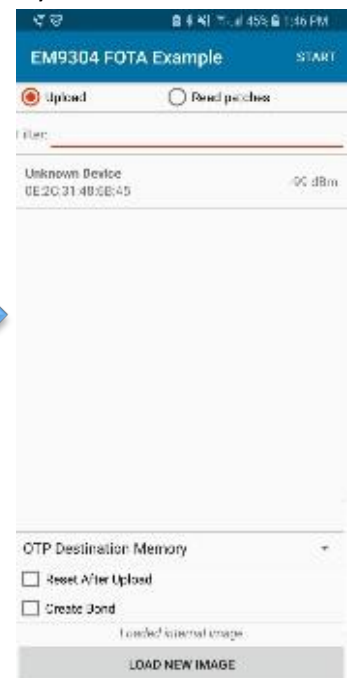
1)



«Embc22\_config\_patch.emp»



2)



## Step 4: Recommended downloads to read before configuring EMBC22 using Beacon Editor and EMFOTA tools

Guides > EMBC22 Configuration Guide

<https://forums.emdeveloper.com/index.php?resources/configuration-guide-for-em-beacons.160/>

Guides > EMBC22 FOTA Update Quick start guide

<https://forums.emdeveloper.com/index.php?resources/em-beacon-ota-update-quick-start-guide.97/>